


19" PROline Wall Mounting Cabinets



19" PROline Wall Mounting Cabinets

Family

W:600 mm PROline Series Wall Mounting Cabinets

PROline Series Networking Enclosures/Cabinets, high quality design for superior performance tested with 3 times higher load than nominal weight load capacity, nominal weight load is 100 kgs, tested with 300 kgs on wall. The design allows the cabinet to carry heavy telecom equipment, UPS and batteries in addition to standard network technology equipment such as switches, patch panels and cables.

Whilst the product gives maximum performance on cabling and networking infrastructure, in parallel provides a economic solution when compared to its quality, which is based on high quality fully automated production.

The 600x450 mm, 600x600 mm PROline Wall Cabinet series is available in 5 heights from 7U through to 20U, each cabinet is supplied as standard with a glass front door, rear panel and removable side panels, all of which are lockable.

The wide product height portfolio meets the majority of U requirements for infrastructure requirements.

PROline series has a professional aesthetic look with safety glass front door with left/right frames an option of color RAL 9005 Black and RAL 7035 Light Grey, with fine wrinkle soft touch paint providing a professional appearance for the office environment.

Fully stocked product portfolio, being delivered a single piece assembled product, shipping configuration, 19" mounting profiles one set 2 pieces for 450 mm deep and two set: 4 pcs for 600 mm deep.

PROline Series Wall Cabinets, has nano technology pre-treatment process, Bonderite/Henkel Chemicals applied before epoxy powder coating application, 80-120 micron thickness, 500+ hours of salt spray testing performed, which means high corrosion resistance.



19" PROline Wall Mounting Cabinets

Family

Construction Details:

Main profile, framework, top/bottom cases:

Multi folded automated bending technology corner profile system, which results in a heavy duty structure with high load capacity of: 100 kgs wall mounted.

Monoblock multi folded welded top and bottom panels provides a strong construction for fixing to corner uprights.

The top cover is pre-punched with ventilation slots for passive ventilation, there is also an option for fan installation for active ventilation.

The top cover and base panel has cable entry points with rubber edged sliding mechanism with w:145 x d:70 mm allows cabling insertion. The rubber edged mechanism works between 0 to 50 mm slide out. After inserting the cables, the rubber edged mechanism holds and fixes the cables in parallel preventing the cabinet from dust entry.

Front door is integrated with decorative 1,2 mm thickness metal frames, full length smoked, antistatic, 4,0 mm safety glass with single point locking barrel lock.

An option for decorative colored trims. For color coordination with blue, green, red, grey and dark grey.

Front door opening direction is set right to left, but is reversible to left to right on site if required. It is easy to remove the front door via a spring loaded hinge pin, which allows full access when installing equipment or cabling.

Lockable side panels keyed barrel lock, easy removal in seconds while installation of cabling.

Rear panel is used for one engineer install, rear panel is fixed to the wall then the cabinet lifted into position, then mechanically screwed to main cabinet.

Base and rear panel have PVC cable gland plates, top cover has a rubber edged sliding mechanism to seal cable entry.



19" PROline Wall Mounting Cabinets

Family

19" Rail Features;

19" rails of Lande PROline Series Wall Cabinet has automated silk-screen U numbering, from top to bottom or bottom to top. To save time when installing equipment 19" rails are 4 fold bending for strength 1,5 mm thickness provides the high load capacities.

The 19" rails are made of steel with 8-12 micron zinc plating for corrosion resistance. 19" rails are adjustable in depth. 450 mm deep Cabinets are delivered with 1 set: 2 pcs 19" front rails 600 mm deep are delivered with 2 set: 4 pcs front and rear fitted.

With removable door and side panels the PROline Series allows 3 way access to your enclosure and equipment, providing easy access to equipment for installation and maintenance needs.

Additional Features;

PROline Wall Cabinets has a rear panel which is multifolded with 5 folds bending provides rigidity and high load capacity.

The panel can be used as wall fixing pattern on wall. This feature provides cost efficiency on site allowing one engineer to fit a heavy enclosure to the wall. First the rear panel to be placed on wall for marking purposes, then the rear panel is fixed to the wall without the main cabinet unit.

Finally, the cabinet to be hanged over the rear panel and secured to the rear panel by internal screws with in the cabinet.



19" PROline Wall Mounting Cabinets

Family

Additional Features and Optionals:

All Lande PROline Wall Cabinets have the option to add adjustable levelling feet or Castors. This feature provides the possibility of using PROline wall cabinets as a free standing cabinet to use the cabinet for under desk applications.



Part numbers to order:

*** LN-ZMN-TKR-5020-XX for Caster Set

LN-ZMN-PNY-1040-XX for Adjustable Levelling Feet Set



The cabinet frame and all panels have Copper Welded Grounding. In order, allow continuity earthing.

Grounding cables kit, 4 pcs 40 cm long, 2,5 mm² cable diameter, yellow green grounding cables and fixing hardware also labels, LN-DGR-TPR-5L40-PR.

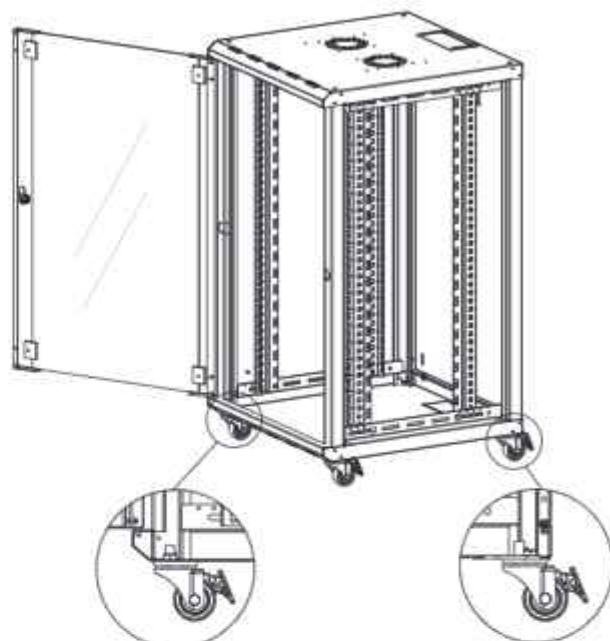
M6 Fixing Hardware Sets for equipment are available;

Options as

1 set= 8 pcs LN-DGR-KFS-M608-XX

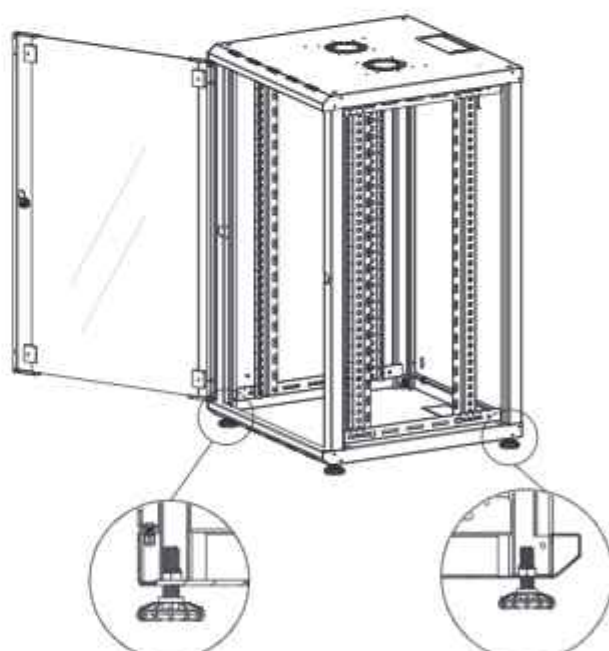
1 set= 20 pcs LN-DGR-KFS-M620-XX

1 set= 50 pcs LN-DGR-KFS-M650-XX



Front caster with brake

Rear caster



Feet

Feet



19" PROline Wall Mounting Cabinets

Width: 600 mm
Depth: 450 mm

Load Capacity: 100 kgs.

U Height: 7U, 9U, 12U, 16U and 20U

Standards and Compliances:



ISO 9001
Quality Management System

EN 61587-1
Mechanical Structures for
Electronic Equipment

EN IEC 60297, 19" Mounting
EN IEC 60917 Overall Cabinet
Dimensions

EN/IEC 60529 - IP20 Ingress Protection
performance

EN/IEC 62262 - IK07 Mechanical
Impact Resistance

EIA/ ECA-310 (D/E) 19" 482,6 mm
and U 44,45 mm Height Sizing



CE conform to
EN 60950-1
Information Technology
Equipment, Safety,
Part-1: General Requirement

EN IEC 62368-1 Audio/Video, Information
and Communication Technology
Equipment
Part 1: Safety requirements



UL listed to
UL 2416, Outline of Investigation for
Audio/Video, Information and
Communication Technology Equipment
Cabinet, Enclosure and Rack
Systems; UL 60950-1 and CSA C22.2
NO. 60950-1-07, Information Technology
Equipment Safety
Part 1: General Requirements



Environment Friendly;
ISO 14001 Environmental
Management System
RoHS compliance
%100 Recyclable Material

Standard Colors:



RAL 7035 Light Grey



RAL 9005 Black



PROline Series Wall Mounting Networking Enclosures, with 19" w:600 mm and d:450 mm physical sizes, with max internal usable depth and 5 different height, gives a wide selection chart for users.

All Lande PROline Wall cabinets are being delivered as a single piece pre-assembled enclosure, with standard factory settings.


19" PROline Wall Mounting Cabinets

Width: 600 mm
Depth: 450 mm

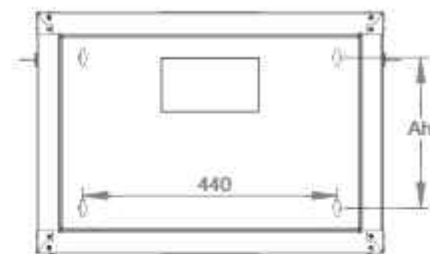
Construction Drawings



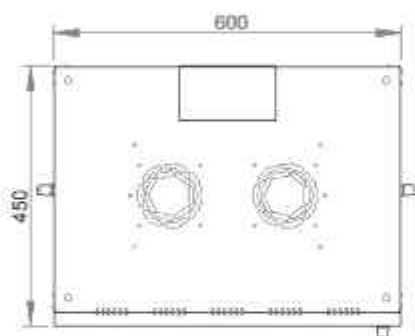
Front view



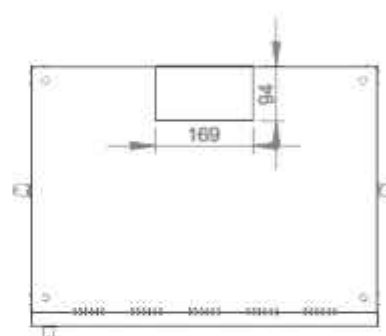
Side view



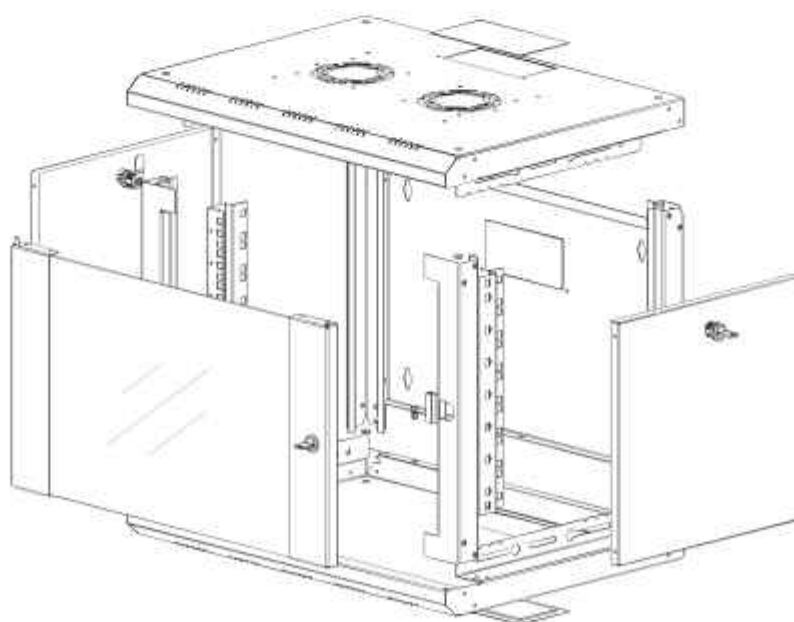
Rear view



Top view



Bottom view


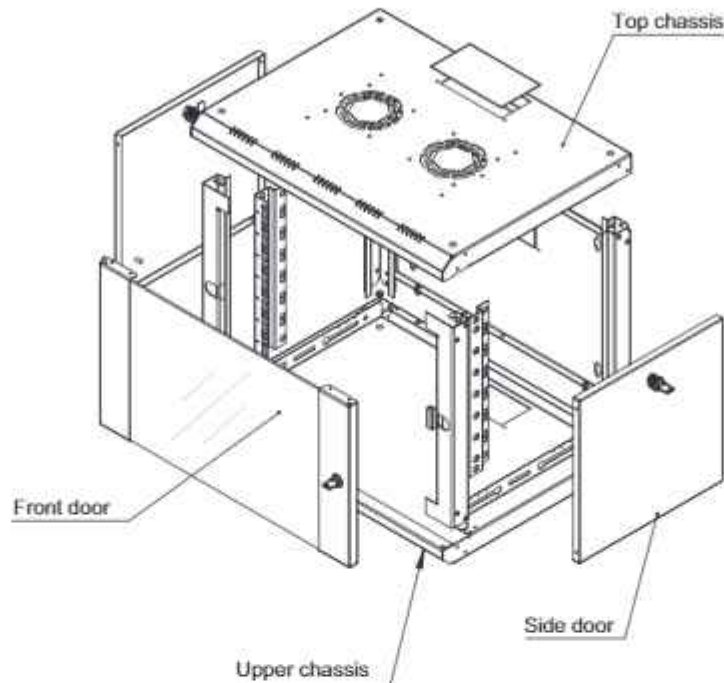


Exploded view

19" PROline Wall Mounting Cabinets

Construction Drawings

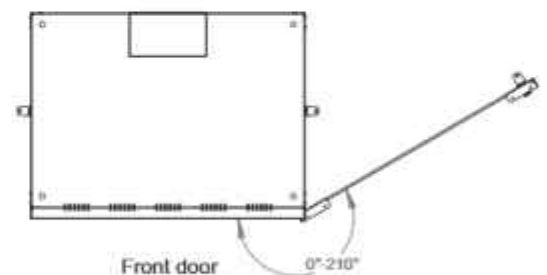
Width: 600 mm
Depth: 450 mm



Dimensions in
width and height



Max / Min equipment
mounting distance



Front door
opening angle

19" PROline Series Wall Mounting Cabinets W=600 mm D=450 mm

*Product Number	Product Description	Size WxDxH mm	h size in U	h in mm	h mm, overall w/out feet and/or castor	h mm, Wall Mounting	Width Overall mm	Width Rail to Rear Door	Depth Overall mm	Depth Shipping Cont. Rail to Rail mm	QTY IN PACKAGE	PACKING DIMENSIONS WxDxH mm	Standard NET weight of Product kgs	Gross Weight of Product kgs
LN-PR07U6045-CC	7U 19" Wall Mounting Cabinet W=600 mm D=450 mm	600x450x418	7U	311	418	260	600	19"	450	340	1	660x520x480	14,6	17
LN-PR09U6045-CC	9U 19" Wall Mounting Cabinet W=600 mm D=450 mm	600x450x507	9U	400	507	349	600	19"	450	340	1	660x520x550	17,6	20
LN-PR12U6045-CC	12U 19" Wall Mounting Cabinet W=600 mm D=450 mm	600x450x640	12U	533	640	482	600	19"	450	340	1	660x520x690	22,6	25
LN-PR16U6045-CC	16U 19" Wall Mounting Cabinet W=600 mm D=450 mm	600x450x818	16U	711	818	660	600	19"	450	340	1	660x520x870	29	32
LN-PR20U6045-CC	20U 19" Wall Mounting Cabinet W=600 mm D=450 mm	600x450x996	20U	889	996	838	600	19"	450	340	1	660x520x1050	35	38

* CC= LG for Light Gray RAL 7035 & BL for Black RAL 9005 for customers to define while ordering.

** See overall height information without feet and/or castor from drawings.

*** See Ah rear panel wall fixing height between holes for 7U, 9U, 12U, 16U, 20U on drawings and above chart, width is fixed 440 mm.

**** See min and max adjustable depth variations on drawings.

19" PROline Wall Mounting Cabinets

Width: 600 mm
Depth: 600 mm

Load Capacity: 100 kgs.

U Height: 7U, 9U, 12U, 16U and 20U

Standards and Compliances:



ISO 9001
Quality Management System

EN 61587-1
Mechanical Structures for
Electronic Equipment

EN IEC 60297, 19" Mounting
EN IEC 60917 Overall Cabinet
Dimensions

EN/IEC 60529 - IP20 Ingress Protection
performance

EN/IEC 62262 - IK07 Mechanical
Impact Resistance

EIA/ ECA-310 (D/E) 19" 482,6 mm
and U 44,45 mm Height Sizing



CE conform to
EN 60950-1
Information Technology
Equipment, Safety,
Part-1: General Requirement

EN IEC 62368-1 Audio/Video, Information
and Communication Technology
Equipment
Part 1: Safety requirements



UL listed to
UL 2416, Outline of Investigation for
Audio/Video, Information and
Communication Technology Equipment
Cabinet, Enclosure and Rack
Systems; UL 60950-1 and CSA C22.2
NO. 60950-1-07, Information Technology
Equipment Safety
Part 1: General Requirements



Environment Friendly;
ISO 14001 Environmental
Management System
RoHS compliance
%100 Recyclable Material

Standard Colors:



RAL 7035 Light Grey



RAL 9005 Black



PROline Series Wall Mounting Networking Enclosures, with 19" w:600 mm and d:600 mm physical sizes, with max internal usable depth and 5 different height, gives a wide selection chart for users.

All Lande PROline Wall Cabinets are being delivered as a single piece pre-assembled enclosure, with standard factory settings.

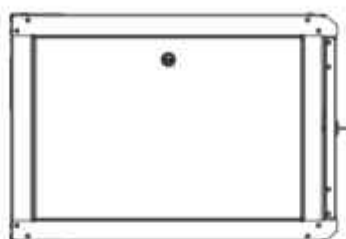
19" PROline Wall Mounting Cabinets

Width: 600 mm
Depth: 600 mm

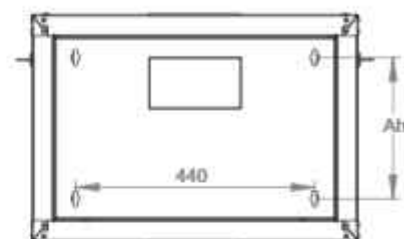
Construction Drawings



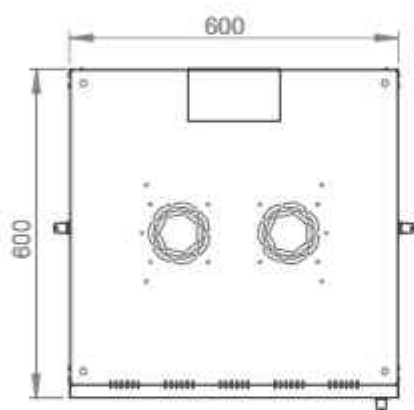
Front view



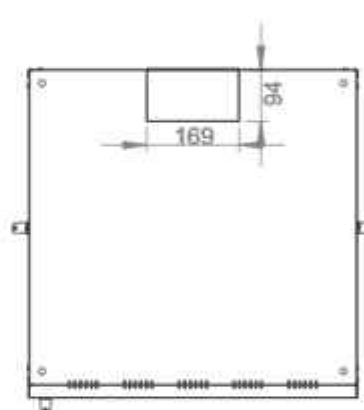
Side view



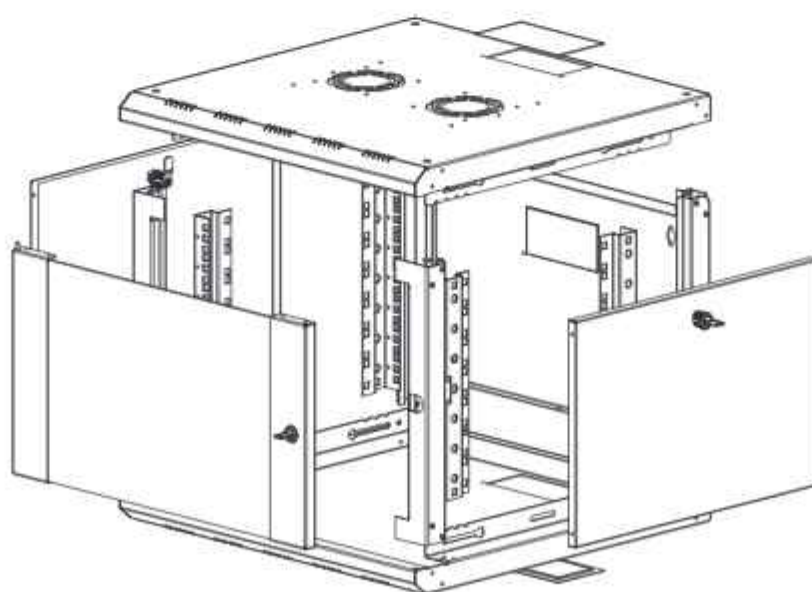
Rear view



Top view



Bottom view

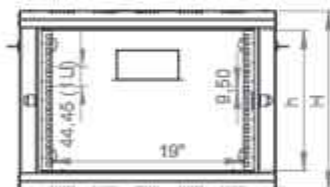
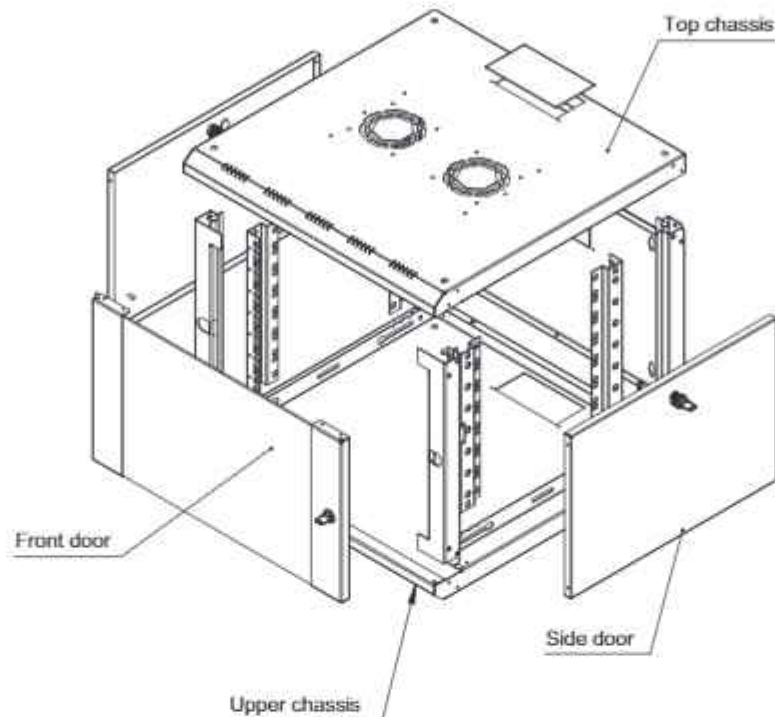


Exploded view

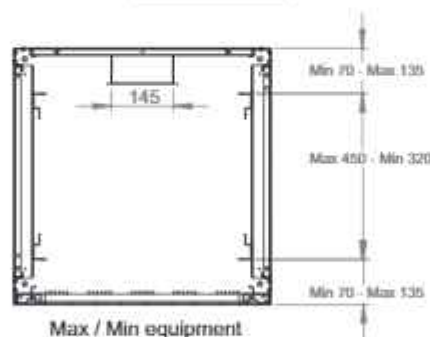
19" PROline Wall Mounting Cabinets

Construction Drawings

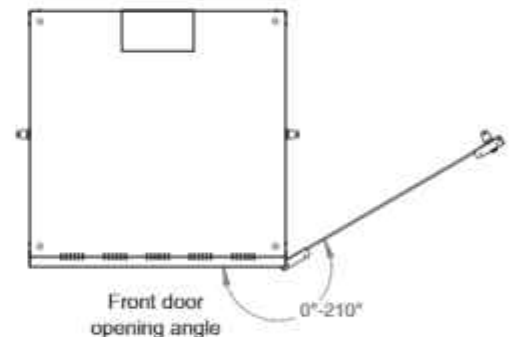
Width: 600 mm
Depth: 600 mm



Dimensions in width and height



Max / Min equipment mounting distance



Front door opening angle

19" PROline Series Wall Mounting Cabinets W=600 mm D=600 mm

*Product Number	Product Description	Size WxDxH mm	h size in U	h in mm	***H mm, overall w/ hot feet and/or castor	***Ah Wall Mounting h mm	Width Overall mm	Width Rail to Rail	Depth Overall mm	***Depth Shipping Cont. Rail to Rail mm	QTY IN PACKAGE	PACKING DIMENSIONS WxDxH mm	Standard NET weight of Product kgs	Gross Weight of Product kgs
LN-PR07U6060-CC	7U 19" Wall Mounting Cabinet W=600 mm D=600 mm	600x600x418	7U	311	418	260	600	19"	600	400	1	650x650x480	18	21
LN-PR09U6060-CC	9U 19" Wall Mounting Cabinet W=600 mm D=600 mm	600x600x507	9U	400	507	349	600	19"	600	400	1	650x650x550	22	26
LN-PR12U6060-CC	12U 19" Wall Mounting Cabinet W=600 mm D=600 mm	600x600x640	12U	533	640	482	600	19"	600	400	1	650x650x690	28	31
LN-PR16U6060-CC	16U 19" Wall Mounting Cabinet W=600 mm D=600 mm	600x600x818	16U	711	818	660	600	19"	600	400	1	650x650x870	36	39,5
LN-PR20U6060-CC	20U 19" Wall Mounting Cabinet W=600 mm D=600 mm	600x600x996	20U	889	996	838	600	19"	600	400	1	650x650x1050	43	46,5

* CC= LG for Light Gray RAL 7035 & BL for Black RAL 9005 for customers to define while ordering.

** See overall height information without feet and/or castor from drawings.

*** See Ah rear panel wall fixing height between holes for 7U, 9U, 12U, 16U, 20U on drawings and above chart, width is fixed 440 mm.

**** See min and max adjustable depth variations on drawings.

19" PROline Rear Section for Wall Mounting Cabinets

FEATURES of Rear Wall Section:

All Lande PROline Wall Cabinets are proper for rear section Unit. Rear section is heavy duty welded framed construction. 2.0 mm thickness material welded as multi layer system creates at wall fixing provision a thickness of 4.0 mm.

A PVC cable entry gland plate is available at the wall side welcomes if any cable comes up from wall, and back section to be align directly to the provision of cable run through.

19" provision located at rear section module, which allows if any passive less depth cabling component needs to be housed, while the cable bundles could be housed inside the 100 mm depth empty housing box.

Triangular, positioning brackets buried into the 100 mm rear housing box for alignment and raising a heavy load capability.

Spanner style special locking mechanism captures the rear 100 mm box, in the welded 50 mm depth frame, which integrates the rear section to the main PROline wall cabinet.

Top and bottom of the rear section module has cable entry cut-outs closed with brushed cable entry provisions.

A specific flange system designed for heavy duty structure, where 50 kgs of front PROline Wall Cabinet total load is being carried without any problem. The 50 kgs of load capacity exists and performs while cabinet is in swinging position.

*** 50 kgs load capacity measured at integrated frontal wall cabinet of d:450 mm PROline Rear Section Module, can be integrated to d:450 mm version wall mounting cabinet, which overall cabinet dimension to be 450+150=600 mm, the load capacity is 50 kgs.

Once a deeper equipment to be fitted for the same purposes, PROline Rear Section can be integrated to d:600 mm version wall mounting cabinet, which overall cabinet dimension to be 600+150=750 mm, the load capacity is losing at a rate of %30, than 35 kgs of load could be operated at swinging position.
*** At 600 + 150 mm configuration, recommended to use for free standing purposes.

PROline Rear Section Units are being sold as a separate unit, later to be integrated to any of available PROline wall mounting cabinet. This feature simply offers a flexibility and availability since if there is stocked wall mounting cabinet available in warehouses, customer should need to order only the rear section unit. After removing the rear panel of existing wall mounting cabinet, only 4 screws to be tighten again for integration of rear section unit.

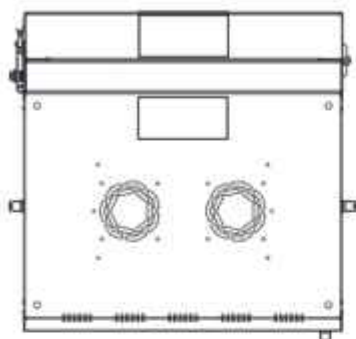
PROline Rear Section swinging direction could be managed easily, due to assembly placement availability, opening left to right or right to left is not a problem.

Lande PROline Rear Sections are in RAL 7035 Light Grey and RAL 9005 Black colors from stock.

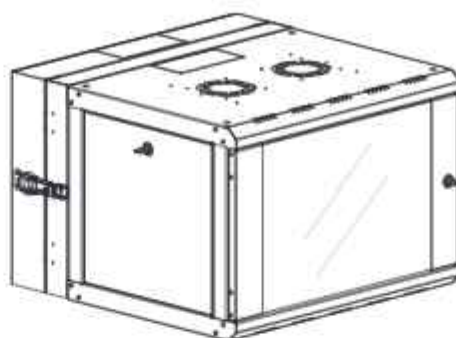


19" PROline Heavy Duty Rear Section for Wall Mounting Cabinets

Construction Drawings



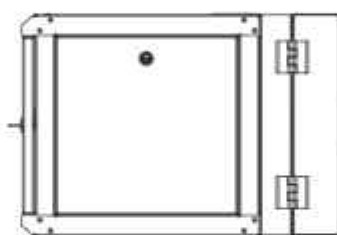
Top view



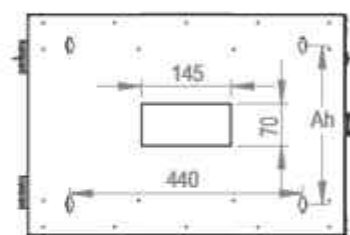
Isometric view




Front view



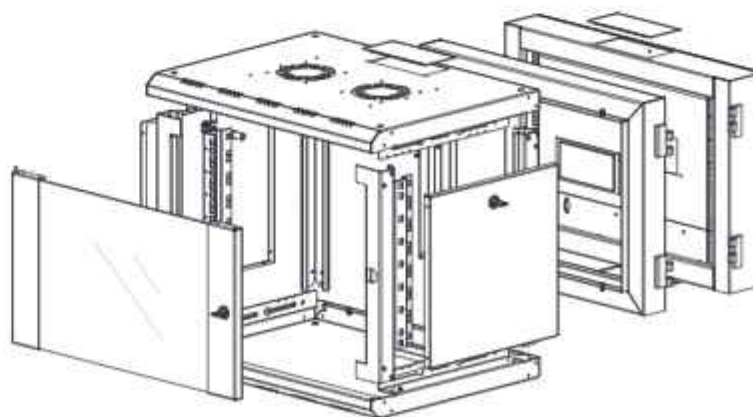
Side view



Rear view



Bottom view

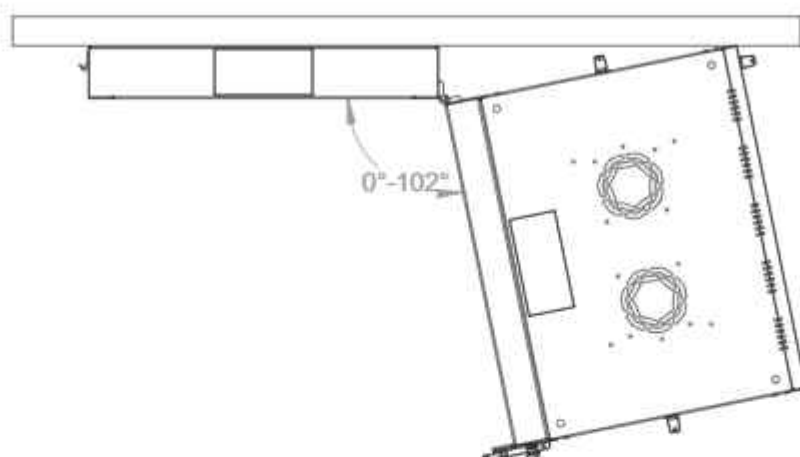


Exploded view

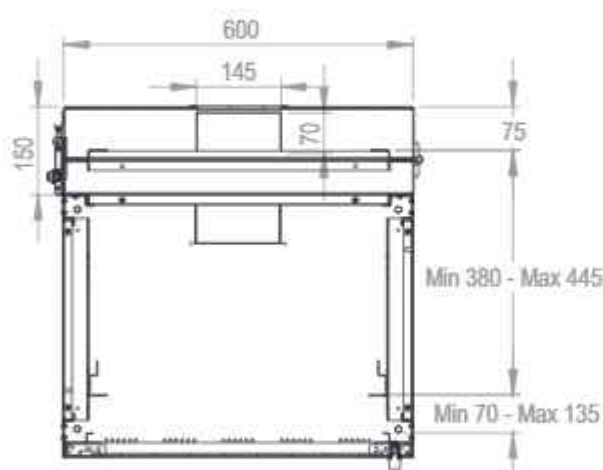
	Ah
7U	300 mm
9U	389 mm
12U	522 mm
16U	700 mm
20U	878 mm

19" PROline Heavy Duty Rear Section for Wall Mounting Cabinets

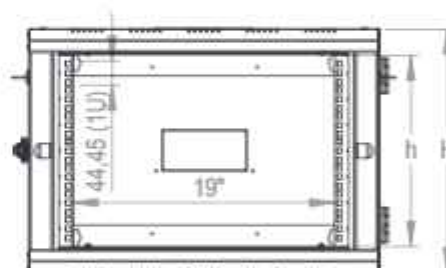
Construction Drawings



Double section opening angle



Max / Min equipment mounting distance



Dimensions in width and height

19" PROline Heavy Duty Rear Section for Wall Mounting Cabinets W=600 mm D=150 mm

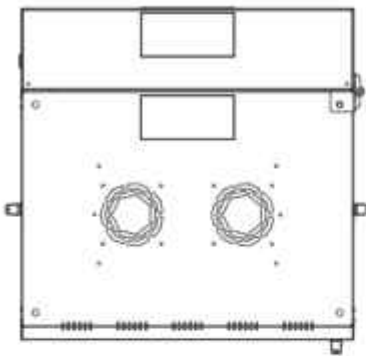
*Product Number	Product Description	Size WxDxH mm	U Size in U	h in mm	H mm, Overall	Width Overall mm	Alt Wall Mounting h mm	Width Rail to Rail	Depth Overall mm	QTY IN PACKAGE	PACKING DIMENSIONS WxDxH mm	Standard NET Weight of Product kg	Gross Weight of Product kg
LN-WM07U6015-CC	PROline Wall Mounting Cabinet 7U Heavy Duty Rear Section	600x150x418	7U	311	418	600	300	19"	150	1	655x175x450	8,2	8,8
LN-WM09U6015-CC	PROline Wall Mounting Cabinet 9U Heavy Duty Rear Section	600x150x507	9U	400	507	600	389	19"	150	1	655x175x535	10,4	11,5
LN-WM12U6015-CC	PROline Wall Mounting Cabinet 12U Heavy Duty Rear Section	600x150x640	12U	535	640	600	522	19"	150	1	655x175x665	13,3	16
LN-WM16U6015-CC	PROline Wall Mounting Cabinet 16U Heavy Duty Rear Section	600x150x818	16U	711	818	600	700	19"	150	1	655x175x850	18	20
LN-WM20U6015-CC	PROline Wall Mounting Cabinet 20U Heavy Duty Rear Section	600x150x998	20U	889	998	600	878	19"	150	1	655x175x1025	21,3	25

* CC= LG for Light Grey RAL 7035 & BL for Black RAL 9005 for customers to define while ordering.

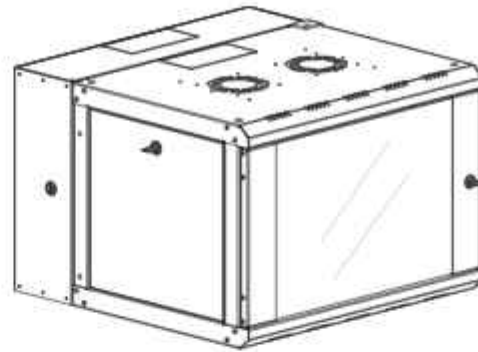
** Heavy duty rear section products can be ordered separately as an accessory and installation can be done on site with 4 screws only. Only rear panel of the PROline cabinet to be removed and rear section will be installed. In case required factory assembled delivery can be offered.

19" PROline Eco Rear Section for Wall Mounting Cabinets

Construction Drawings



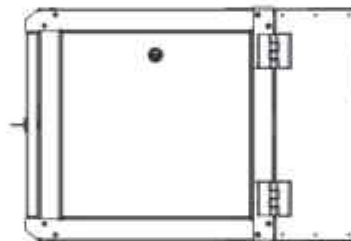
Top view



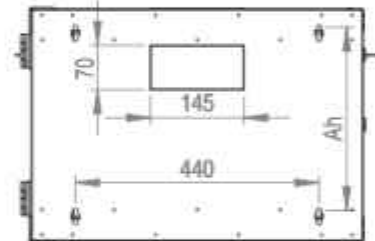
Isometric view



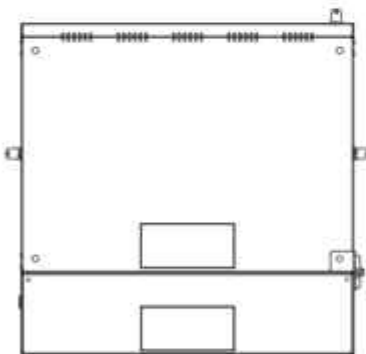
Front view



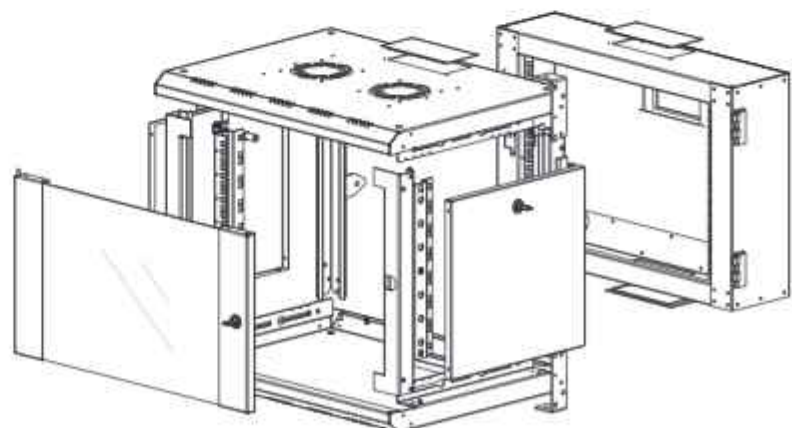
Side view



Rear view



Bottom view

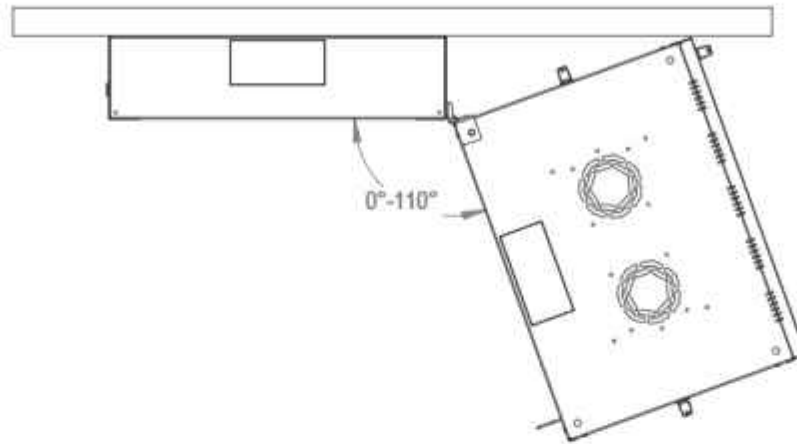


Exploded view

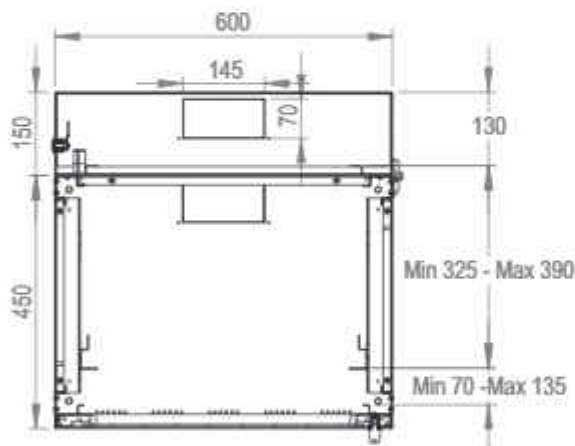
	Ah
7U	331 mm
9U	420 mm
12U	553 mm
16U	731 mm
20U	909 mm

19" PROline Eco Rear Section for Wall Mounting Cabinets

Construction Drawings



Double section opening angle



Max / Min equipment mounting distance



Dimensions in width and height

19" PROline Eco Rear Section for Wall Mounting Cabinets W=600 mm D=150 mm

*Product Number	Product Description	Size WxDxH mm	h size in U	h in mm	H mm - Overall	Width Overall mm	h in wall mounting h mm	Width Rail to Rail	Depth Overall mm	QTY IN PACKAGE	PACKING DIMENSIONS WxDxH mm	Standard NET Weight of Product kg	Gross Weight of Product kg
LN-WM07U0015-CC-EC	PROline Wall Mounting Cabinet 7U Eco Rear Section	600x150x418	7U	311	418	600	331	19"	150	1	655x175x450	4,0	4,5
LN-WM09U0015-CC-EC	PROline Wall Mounting Cabinet 9U Eco Rear Section	600x150x507	9U	400	507	600	420	19"	150	1	655x175x535	6,0	6,5
LN-WM12U0015-CC-EC	PROline Wall Mounting Cabinet 12U Eco Rear Section	600x150x640	12U	533	640	600	553	19"	150	1	655x175x665	7,5	9
LN-WM16U0015-CC-EC	PROline Wall Mounting Cabinet 16U Eco Rear Section	600x150x818	16U	711	818	600	731	19"	150	1	655x175x850	10	12
LN-WM20U0015-CC-EC	PROline Wall Mounting Cabinet 20U Eco Rear Section	600x150x996	20U	889	996	600	909	19"	150	1	655x175x1025	11,3	13

* CC= LG for Light Grey RAL 7035 & BL for Black RAL 9005 for customers to define while ordering.

** Eco rear section products can not be ordered separately as an accessory, it requires factory preconfiguration and assembly before shipping.

19" PROline Wall Mounting Cabinets

Frequent Used Accesories



LN-RAF-RMO-1U25-CC



LN-RAF-RMO-2U35-CC



The Shelf is front mount assembly to the equipment mounting rails. Universal fitting so multivendor, the shelves are manufactured with ventilation slots allowing the convection of heated air inside cabinets, supply is in RAL 9005 Black and RAL 7035 Light Grey colors. Material steel with high Load capacity 15 kgs.

PROline Wall Mounting Cabinet - Cantilever Shelves

* Part Number	w:600 x d:450 mm	w:600 x d:600 mm
LN-RAF-RMO-1U25-CC	✓	✓
LN-RAF-RMO-2U35-CC	✓	✓

* CC is color code: please insert BL for Black and LG for Light Grey on the part numbers while creating order.



Fixed shelves, 4 point fixing, the shelves are manufactured with ventilation slots, to allow the convection of heated air inside cabinets supply is in RAL 9005 Black and RAL 7035 Light Grey colors. Manufactured from steel providing high load capacity 50 kgs.

PROline Wall Mounting Cabinet - 4 Point Fixed Shelves

* Part Number	w:600 x d:450 mm	w:600 x d:600 mm
LN-RAF-5BT-D600-PR-CC	-	✓

* CC is color code: please insert BL for Black and LG for Light Grey on the part numbers while creating order.



4 point fixing, compatible with all brand cabinets multivendor. Adjustable brackets at depth. The shelves are manufactured with ventilation slots allowing the convection of heated air inside cabinets. Supply is in RAL 9005 Black and RAL 7035 Light Grey colors. Manufactured from steel providing high Load capacity 50 kgs.

PROline Wall Mounting Cabinet - Sliding Shelves

* Part Number	w:600 x d:450 mm	w:600 x d:600 mm
LN-RAF-HRK-D600-CC	-	✓

* CC is color code: please insert BL for Black and LG for Light Grey on the part numbers while creating order.

19" PROline Wall Mounting Cabinets

Frequent Used Accesories



Ready assembled, plug and play with 0-35°C operating analog thermostat switch and plugs. Each fan has an air flow capacity of 2,3-3 cbm/min. Fan technical data: 18/17 W, 220/240 VAC, 50/60 Hz, 0.13/0.11 A, 2300/3000 rpm 42 dB noise level, fan life: 50.000 hours.

PROline Wall Mounting Cabinet - Fan Modules

* Part Number	w:600 x d:450 mm	w:600 x d:500 mm
LN-FAN-ONF-1PWM-CC	✓	✓
LN-FAN-ONF-2PWM-CC	✓	✓
LN-FAN-THM-1PWM-CC	✓	✓
LN-FAN-THM-2PWM-CC	✓	✓

*CC is color code: please insert BL for Black and LG for Light Grey on the part numbers while creating order



Ready assembled, plug and play with 0-35°C operating analog thermostat switch and plugs. Each fan has an air flow capacity of 2,3-3 cbm/min. Fan technical data: 18/17 W, 220/240 VAC, 50/60 Hz, 0.13/0.11 A, 2300/3000 rpm 42 dB noise level, fan life: 50.000 hours.

PROline Wall Mounting Cabinet - Economic Fan Modules

* Part Number	w:600 x d:450 mm	w:600 x d:500 mm
LN-FAN-BB-1FPR-CC	✓	✓
LN-FAN-BB-2FPR-CC	✓	✓
LN-FAN-BB-1FPT-CC	✓	✓
LN-FAN-BB-2FPT-CC	✓	✓

*CC is color code: please insert BL for Black and LG for Light Grey on the part numbers while creating order

*** Add UK notation at the end of Part Number- example LN-FAN-BB-1FPR-BL-UK for UK BS1363 Plug



Castor set 4 pcs 360 degree turning on y axis, 2 pcs with brakes, 2 pcs w/o brakes, single point fixing, each caster has 100 kgs of load capacity.

Leveling feet is height adjustable M10 threaded 1set 4 pcs

PROline Wall Mounting Cabinet - Leveling Feet and Castor Groups

Part Number	w:600 x d:450 mm	w:600 x d:500 mm
LN-ZMN-PNY-1040-XX	✓	✓
LN-ZMN-TKR-5020-XX	✓	✓

19" PROline Wall Mounting Cabinets

Frequent Used Accesories



M6 steel caged nut set, screw and nuts included, 8 pcs set, 20 pcs set and 50 pcs set. Grounding set, 4 pcs x 4 mm diameter 40 cm long yellow/green wires, for basic grounding of cabinet chassis and panels.

**PROline Wall Mounting Cabinet
Mounting Hardware and Grounding Cable**

Part Number	w:600 x d:450 mm	w:600 x d:600 mm
LN-DGR-KFS-M608-XX	✓	✓
LN-DGR-KFS-M620-XX	✓	✓
LN-DGR-KFS-M650-XX	✓	✓
LN-DGR-TPR-5L40-PR	✓	✓



Horizontal cable management panels are for the cable management inside the cabinet, with the intend of carrying the cables into the final connection point. 1U 19" with 5 rings. Supply is in RAL 9005 Black and RAL 7035 Light Grey colors.

PROline Wall Mounting Cabinet - Horizontal Cable Management

* Part Number	w:600 x d:450 mm	w:600 x d:600 mm
LN-KDG-YKD-1UKN-CC	✓	✓

* CC is color code: please insert BL for Black and LG for Light Grey on the part numbers while creating order.



PDU 6xDIN49440 socket Schuko power strip, 19" 1U, aluminium housing, 1x16A cct breaker, 4000 Watt, 250V AC, 3x1.5mm², 2,5m cable, DIN 49441 plug, CE approval.

PDU 6xBS1363 UK socket power strip, 19" 1U, aluminium housing, 16A illuminated on/off switched, 3250 Watt, 250V AC, 3x1.5mm², 2,5m cable, 13A BS1363 plug, CE approval

PROline Wall Mounting Cabinet - Power Distribution Unit

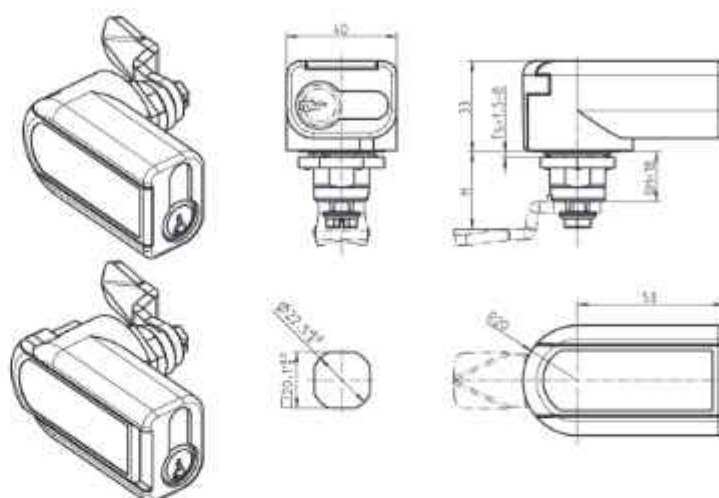
Part Number	w:600 x d:450 mm	w:600 x d:600 mm
LN-PRZ-SGT-1U6P-SC	✓	✓
LN-PRZ-ONF-1U6P-UK	✓	✓

19" PROline Wall Mounting Cabinets

Frequent Used Accesories



LN-TPZ-U837



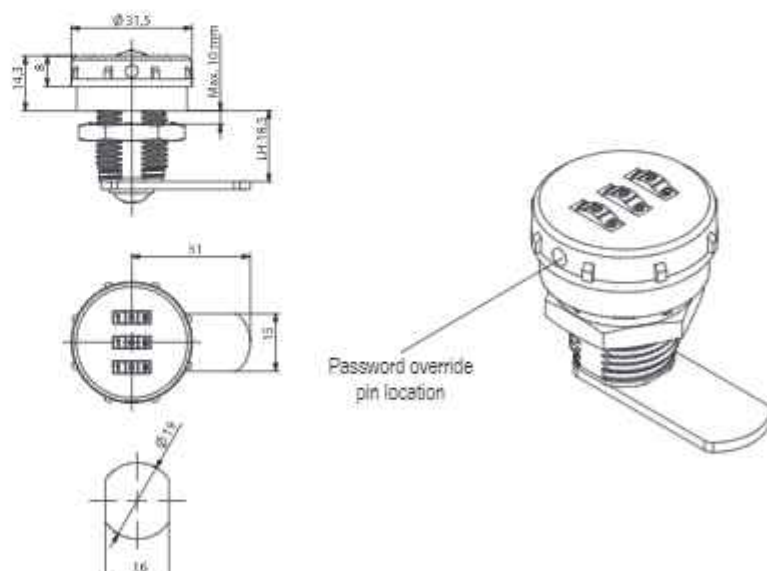
LN-TPZ-U837 is the profile half cylinder lock handle for wall mounting cabinets. If customers are wishing to use different password lock keys with profile half cylinder locking ergonomic handle allows and provides this as an option. Feature of profile half cylinder lock is without the key once closed it locks. DIN 18252 (EN 1303) body Zamak, external housing Polyamide GF Black.

PROline Wall Mounting Cabinet - Lock Type

Part Number	w:600 x d:450 mm	w:600 x d:600 mm
LN-TPZ-U837	✓	✓



LN-DGT-4150



LN-DGT-4150 is digit lock with 3 mechanical digits 0 to 9, means 000 to 999, thousand different lock passwords can be assigned. Mechanically override possibility for new password if the existing password forgotten. Made of Zamak Casted Iron chromated, DIN-EN 1774-ZnAl4Cu1.

PROline Wall Mounting Cabinet - Lock Type

Part Number	w:600 x d:450 mm	w:600 x d:600 mm
LN-DGT-4150	✓	✓



CONTACT DETAILS

Headquarters

Address:

Merve Mah. Gazi Cad. No: 17 Phone: +90 216 312 26 53
Sancaktepe - İstanbul / TURKEY Fax : +90 216 312 09 09

Factory

Address:

20. Cadde No: 14 Eskişehir Phone: +90 222 236 24 66 pbx
Organize San. Bölge 26110 Fax : +90 222 236 13 53
Eskişehir / TURKEY

www.lande.com.tr | sales@lande.com.tr

